LED IN-GROUND LIGHT INSTALLATION GUIDE

Eurolumen

MODEL ELA715

MODEL-SPECIFIC BURIAL SLEEVE SYSTEM

1

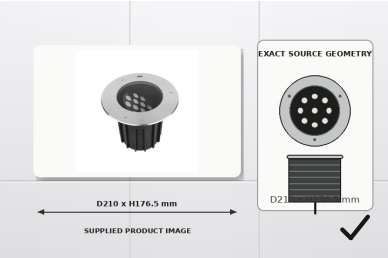

VERIFY ELA715 / D210 FACE / MATCHING BURIAL SLEEVE

2

MARK D193 SLEEVE POSITION / PROVIDE DRAINAGE

3

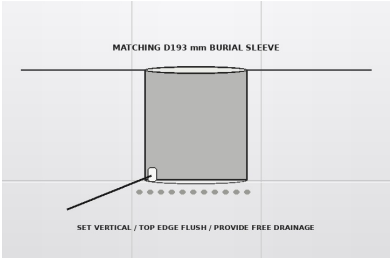

SET D193 x H207 mm SLEEVE FLUSH AND LEVEL

4



JOIN IP-RATED CONNECTOR / LOCK / SEAL

5

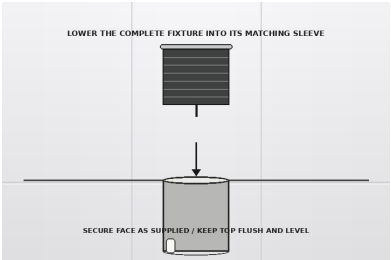

LOWER THE COMPLETE FIXTURE / SECURE FACE / CONFIRM FLUSH SEAT

6

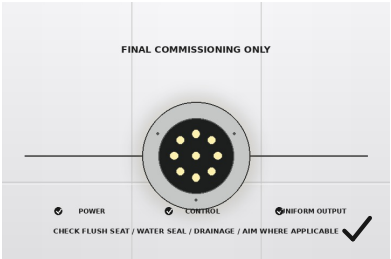

POWER ON / COMMISSION / CHECK OUTPUT, SEAL AND DRAINAGE

ELA715 POWER / CONTROL CONNECTION

SUPPLY	→	JOINT	→	CONTROL	→	ELA715
12V 24V 220V		IP-RATED / SEALED		DALI Bluetooth DC0-10V ON/OFF DMX512		24W

MATCH SUPPLY, POLARITY, WIRE COUNT AND CONTROL TO THE COMPLETE PRODUCT CODE / LABEL.

1. Isolate the supply before excavation, connection, insertion or service.
2. Confirm the exact fixture and matching mounting part before preparing the recess.
3. Set the sleeve or channel level and flush; provide a permanent free-draining base.
4. Keep every cable entry and field joint sealed with the specified IP-rated system.
5. Commission only after the mechanical seat, seal and drainage are complete.

DO NOT SUBSTITUTE THE BURIAL PART, LEAVE A CABLE JOINT IN STANDING WATER OR INSTALL BELOW GRADE.

ELA715 VERIFIED SOURCE DATA

FIXTURE	D210 x H176.5 mm
MOUNTING	D193 x H207 mm SLEEVE
RECESS	MATCH SLEEVE / FREE-DRAINING
INPUT / POWER	12V 24V 220V / 24W
CCT	2700K/3000K/4000K/RGB/RGBW
CRI / BEAM	Ra 80 / 15° 25° 30° 40°
CONTROL	DALI Bluetooth DC0-10V ON/OFF DMX512
MATERIAL	304Stainless steel+6063#aluminum

Installation and commissioning must be performed by qualified technical personnel.

The D210 x H176.5 mm fixture shown above follows the ELA715 source sheet.

Use the exact product-specific mounting part: D193 x H207 mm BURIAL SLEEVE.

Coordinate recess, drainage, conduit, waterproof joints and finished grade before installation.

WARNING

- INSTALL THE FINISHED FACE FLUSH AND LEVEL; DO NOT LEAVE A TRIP EDGE.

- PROVIDE DRAINAGE; DO NOT PLACE THE CONNECTOR OR DRIVER IN STANDING WATER.

- ISOLATE POWER AND FOLLOW THE COMPLETE PRODUCT CODE / LABEL BEFORE CONNECTION.

!

CE **IP** **FLUSH** **D** **DRAIN**