LED LINEAR LIGHT INSTALLATION GUIDE

Eurolumen

MODEL ELA621

CAD-SPECIFIC 1000 mm OUTDOOR LINEAR LIGHT

1

VERIFY ELA621 / 1000 mm BODY / 2 CAD ADJUSTABLE SUPPORTS

2



MARK DATUM / SET 426.7 mm SUPPORT CENTRES

3

DRILL ANCHORS / FIX BOTH SUPPLIED CAD SUPPORTS

4

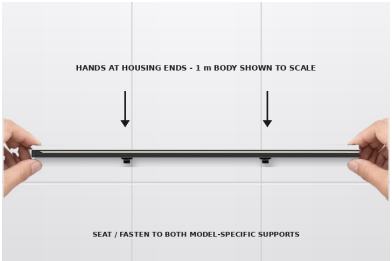

SUPPORT BOTH ENDS / SECURE THE 1 m FIXTURE

5



JOIN IP-RATED CONNECTORS / LOCK / SEAL

6

POWER ON / COMMISSION / FINAL CHECK

ELA621 POWER / CONTROL CONNECTION

SUPPLY	→	PROTECTION	→	CONTROL	→	ELA621
24V		ISOLATOR / BREAKER		DMX512 Bluetooth ON/OFF		12W 15W 18W 24W

USE ONLY THE VOLTAGE AND WIRING ASSIGNED BY THE COMPLETE PRODUCT CODE / LABEL.

1. Isolate all conductors before drilling, connection, aiming or service.
2. Confirm the substrate can support the 1 m housing and both supplied CAD supports.
3. Transfer the CAD support positions and keep both supports on one straight datum.
4. Fully engage every factory connector and tighten its locking ring by hand.
5. Commission the complete fixture; test power, control, aim and uniform output.

KEEP THE OPTICAL FACE, END CAPS, CABLE ENTRIES AND FACTORY SEALS INTACT.

ELA621 VERIFIED SOURCE DATA

MOUNTING	2 CAD ADJUSTABLE SUPPORTS
FIXTURE / INSTALLED	1000 x 23 x 40 mm
SUPPORT CENTRES	426.7 mm (CAD)
INPUT / POWER	24V / 12W 15W 18W 24W
BEAM / CRI	15x70° 20x70° 30x80° / Ra 80
CCT	2700K/3000K/4000K/RGB/RGBW
CONTROL	DMX512 Bluetooth ON/OFF
FINISH / BUILD	Black / Aluminum Alloy+Tempered Glass

Installation and commissioning must be performed by qualified technical personnel.

The housing proportion, support spacing and mounting geometry shown above follow the ELA621 source CAD files.

Do not substitute a generic clip or bracket; use the two supports supplied for this exact model.

For outdoor use, preserve drainage, connector sealing and service access; protection rating follows the product label.

WARNING

- DO NOT ALTER THE 1000 : 23 : 40 CAD ASSEMBLY PROPORTION OR SUBSTITUTE THE SUPPORTS.

- DO NOT CONNECT THE 24 V VERSION DIRECTLY TO AC MAINS.

- SUPPORT BOTH ENDS DURING INSTALLATION; ISOLATE POWER BEFORE AIMING OR SERVICE.

CE **DMX** **OUTDOOR** **IP** **SEE LABEL**