LED IN-GROUND LIGHT INSTALLATION GUIDE

Eurolumen

MODEL ELA718

MODEL-SPECIFIC BURIAL SLEEVE SYSTEM

1

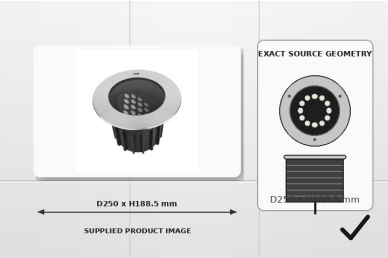

VERIFY ELA718 / D250 FACE / MATCHING BURIAL SLEEVE

2

MARK D228 SLEEVE POSITION / PROVIDE DRAINAGE

3

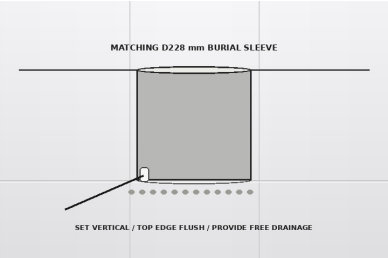

SET D228 x H219 mm SLEEVE FLUSH AND LEVEL

4



JOIN IP-RATED CONNECTOR / LOCK / SEAL

5

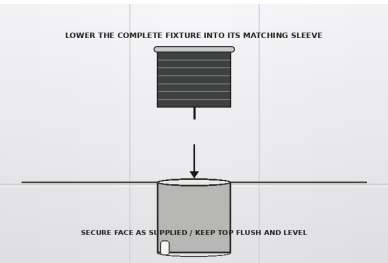

LOWER THE COMPLETE FIXTURE / SECURE FACE / CONFIRM FLUSH SEAT

6

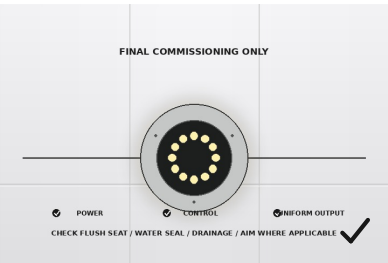

POWER ON / COMMISSION / CHECK OUTPUT, SEAL AND DRAINAGE

ELA718 POWER / CONTROL CONNECTION

SUPPLY	→	JOINT	→	CONTROL	→	ELA718
12V 24V 220V		IP-RATED / SEALED		DALI Bluetooth DC0-10V ON/OFF DMX512		36W

MATCH SUPPLY, POLARITY, WIRE COUNT AND CONTROL TO THE COMPLETE PRODUCT CODE / LABEL.

1. Isolate the supply before excavation, connection, insertion or service.
2. Confirm the exact fixture and matching mounting part before preparing the recess.
3. Set the sleeve or channel level and flush; provide a permanent free-draining base.
4. Keep every cable entry and field joint sealed with the specified IP-rated system.
5. Commission only after the mechanical seat, seal and drainage are complete.

DO NOT SUBSTITUTE THE BURIAL PART, LEAVE A CABLE JOINT IN STANDING WATER OR INSTALL BELOW GRADE.

ELA718 VERIFIED SOURCE DATA

FIXTURE	D250 x H188.5 mm
MOUNTING	D228 x H219 mm SLEEVE
RECESS	MATCH SLEEVE / FREE-DRAINING
INPUT / POWER	12V 24V 220V / 36W
CCT	2700K/3000K/4000K/RGB/RGBW
CRI / BEAM	Ra 80 / 15° 25° 30° 40°
CONTROL	DALI Bluetooth DC0-10V ON/OFF DMX512
MATERIAL	304Stainless steel+6063#aluminum

Installation and commissioning must be performed by qualified technical personnel.

The D250 x H188.5 mm fixture shown above follows the ELA718 source sheet.

Use the exact product-specific mounting part: D228 x H219 mm BURIAL SLEEVE.

Coordinate recess, drainage, conduit, waterproof joints and finished grade before installation.

WARNING

- INSTALL THE FINISHED FACE FLUSH AND LEVEL; DO NOT LEAVE A TRIP EDGE.

- PROVIDE DRAINAGE; DO NOT PLACE THE CONNECTOR OR DRIVER IN STANDING WATER.

- ISOLATE POWER AND FOLLOW THE COMPLETE PRODUCT CODE / LABEL BEFORE CONNECTION.

!

CE **IP** **FLUSH** **D** **DRAIN**