# LED PENDANT TRACK LIGHT INSTALLATION GUIDE

Eurolumen

**MODEL ELX642**

LOW-VOLTAGE PENDANT MODULE

**1**

**CHECK PENDANT AND COMPATIBLE SYSTEM RAIL**

**2**

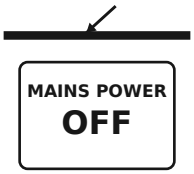


**SWITCH OFF AND ISOLATE MAINS POWER**

**3**




**VERIFY 24/48 V SYSTEM / SUPPORT PENDANT**

**4**

**ALIGN ADAPTER WITH SYSTEM RAIL**

**5**

**INSERT AND LOCK / ADJUST SUSPENSION**

**6**




**CHECK SECURE / POWER ON / TEST**

## LOW-VOLTAGE POWER CONNECTION

| AC MAINS | → | COMPATIBLE DRIVER | → | SYSTEM RAIL | → | ELX642 |
|---|---|---|---|---|---|---|
| PROJECT SUPPLY | | SELV / CONTROL GEAR | | 24 V DC OR 48 V DC | | 20 W |

**CONTROL: ON/OFF - MATCH THE ORDERED VERSION.**

1. Isolate the mains supply before installing, removing or servicing the luminaire.
2. Match the luminaire voltage to the compatible 24 V DC or 48 V DC driver and system rail.
3. Never connect the ELX642 directly to AC mains; observe the rail manufacturer's polarity layout.
4. Ensure the rail adapter and every locking point are fully engaged before energizing.
5. Use only the dimming/control type stated on the product code and driver label.

**USE ONLY A COMPATIBLE DRIVER, SYSTEM RAIL AND CONTROL INTERFACE.**

## PENDANT TRACK LIGHT DATA

| | |
|---|---|
| **MOUNTING SYSTEM** | COMPATIBLE LOW-VOLTAGE RAIL |
| **NOMINAL SIZE** | 105 x 105 mm |
| **INPUT** | 24 V DC / 48 V DC - AS ORDERED |
| **POWER** | 20 W |
| **BEAM / CRI** | 15 / 24 / 36 / 45 DEG. / Ra 90 |
| **CCT OPTIONS** | 2700 / 3000 / 3500 / 4000 K |
| **CONTROL OPTIONS** | ON/OFF |
| **APPLICATION** | VERIFY PRODUCT LABEL / PROJECT |

Installation must be performed under the guidance of qualified technical personnel.

Switch off and isolate the mains supply before installation or maintenance.

Confirm driver voltage, control protocol, system rail and product code before connection.

Retain this guide with the project handover and maintenance records.

## WARNING

**- DO NOT CONNECT THE ELX642 DIRECTLY TO AC MAINS.**

**- DO NOT INSERT OR REMOVE THE LUMINAIRE WHILE THE SYSTEM IS ENERGIZED.**

**- VERIFY THE CORRECT 24/48 V VERSION AND ALL LOCKING POINTS BEFORE USE.**

**CE** **RoHS** **SEE LABEL**